


Signs & Signals

Written by
Czwartek, Listopad 03 2011 13:05

In some areas there are signs, signals and roadway markings to help you to cross the road safely.



When you cross the street at a corner with a signal light, you should wait for the *green light* to show in the direction you are walking.



Signs & Signals

Written by


Czwartek, Listopad 03 2011 13:05

At busy intersections there may be lines on the road called a crosswalk for you to walk between. There may also be special signals to tell you it is okay to cross the street. There is a **green light with a picture of a person walking**

.

Always look both ways before you cross the street, by looking **left, right and left again** to make sure no cars are coming or turning into the crosswalk.

Yellow lights and signs mean caution or that you are coming to a dangerous area. If you are waiting to cross the street, you should not cross if the light is yellow. The light is about to turn red, and cars will enter the intersection.



A yellow traffic light means to use caution

- If you are in the street, finish crossing the street.
- If you have not started crossing the street, stay on the curb.

This sign means that you are coming to a crosswalk

Signs & Signals


Written by

Czwartek, Listopad 03 2011 13:05

- Crosswalks are two white lines painted on the road which go across the street. You should walk inside the lines.
- Cars, bicycles and in-line skates **must stop** to allow people in the crosswalk to cross the street.
- When you use the crosswalk to cross the street, before you step into the street, you should look carefully to the **left, right and left again** to be sure it is safe to cross.

This sign means you are near a crosswalk by a school

- On school days this area will be busy when school is opening and closing.
- At this crosswalk, like any other crosswalk, it is important to look carefully to the **left, right and left again** if you have to cross the street.
- If you must walk through parked traffic, stop and look carefully before stepping out from between vehicles.
- Don't run between parked cars and buses.
- Remember the danger areas close to school buses where the driver can't see you.



When the signal light turns *red*, **stop**. If the light is *red* in the direction you are walking, do not cross the street.

Signs & Signals

Written by

Czwartek, Listopad 03 2011 13:05



When you see a **red light with picture of a man**, stop. Wait to cross the street until you see a *green signal*

. Then look carefully to

left, right and left again

. If there is no traffic coming, cross the street.

What if there aren't any signals or crosswalks?

If you must cross the street, you should cross at an intersection if there is one. Stop at the side of the road, and look carefully to the **left, right and left again**. If there is no traffic coming, walk across the road.

Don't run, you are more likely to fall.

[To Learn More About Traffic Lights Visit Our Video-Test Section](#)

Signs & Signals

Written by
Czwartek, Listopad 03 2011 13:05
